

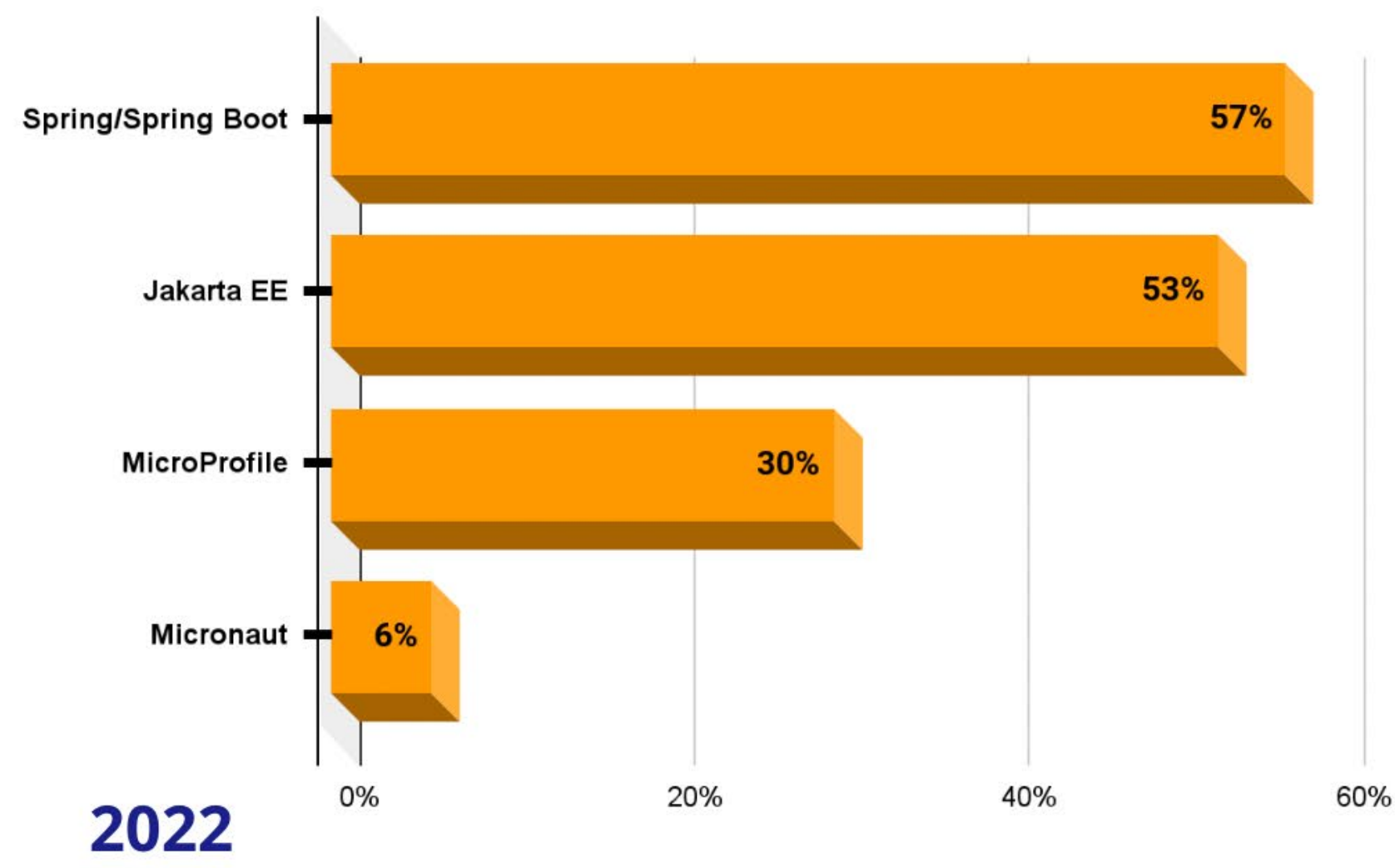
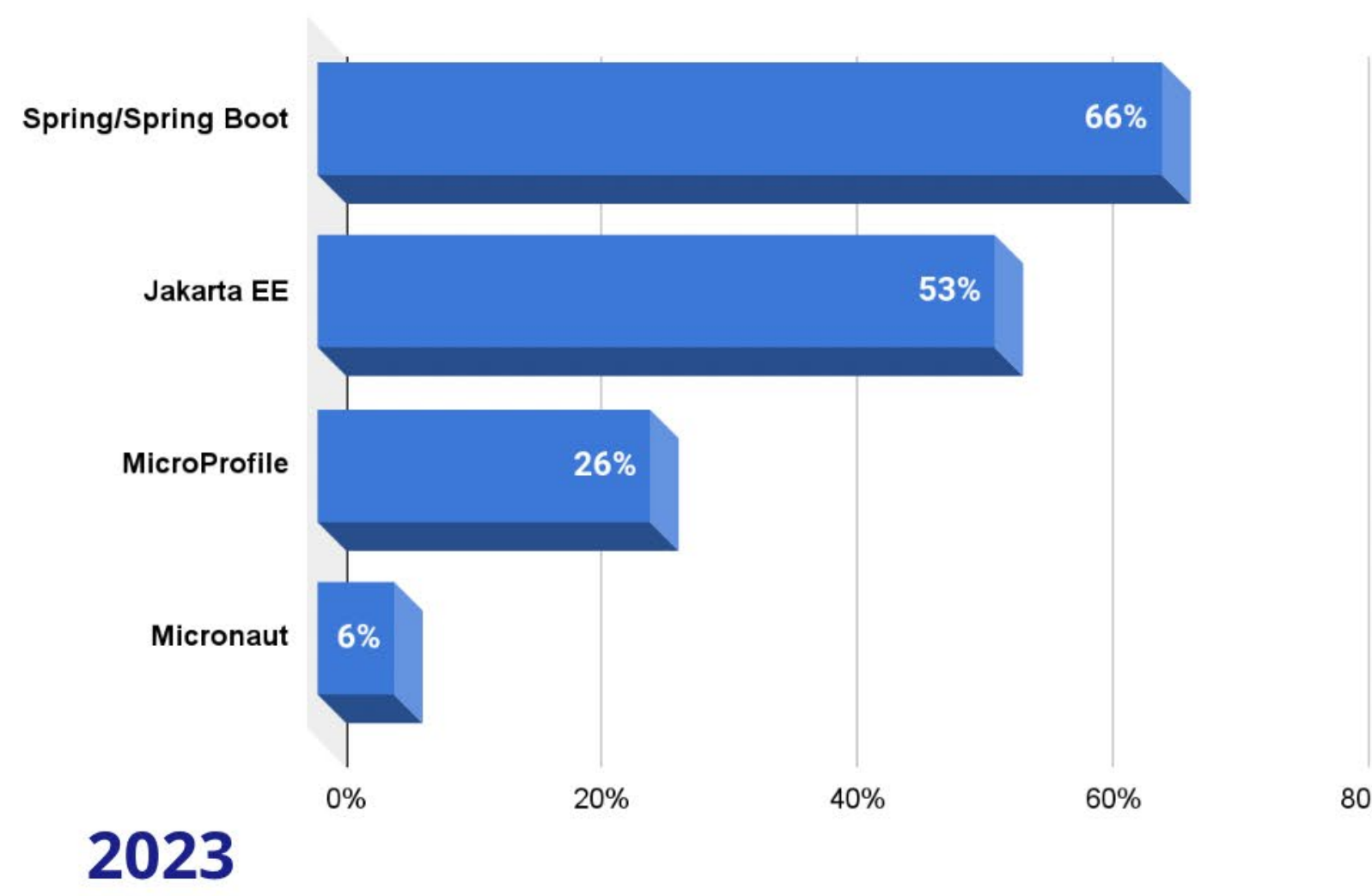


# JAKARTA® EE

## Developer Survey Findings From 2023

### Top three frameworks for building cloud native applications:

Spring/Spring Boot continues to be the leading Java framework for building cloud native applications (66%), with its share increasing 9% (up from 57% in 2022). Jakarta EE usage remains steady at 53%, while MicroProfile usage declined (down from 30% in 2022 to 26% in 2023).

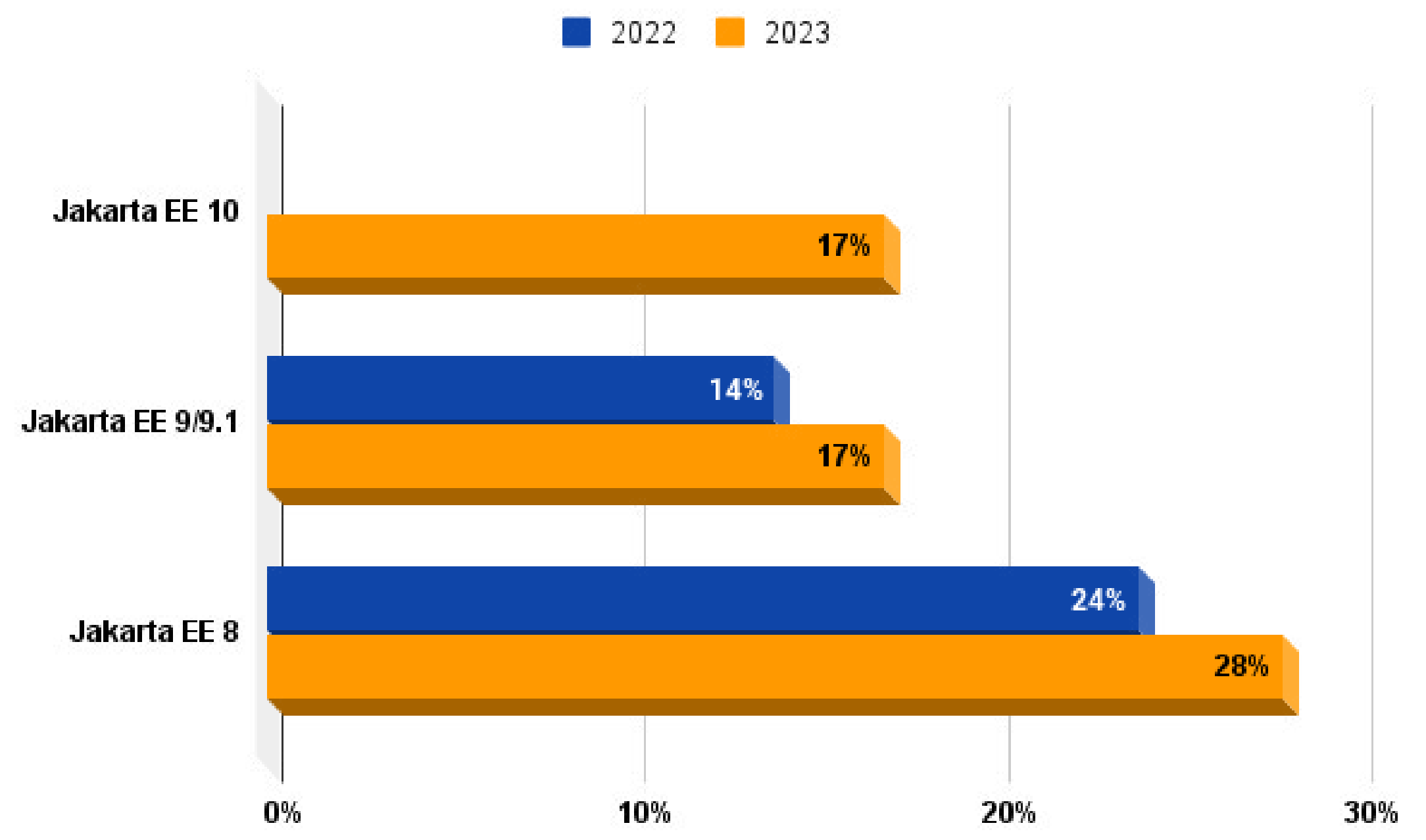


### A. Despite only shipping in September 2022, Jakarta EE 10 usage has grown to 17%.

This community-driven innovation release is attracting an increasing number of application developers to adopt Jakarta EE 10 by offering new features and updates to Jakarta EE.

B. 17% of respondents run Jakarta EE 9/9.1 in production (up from 14% in 2022) and 28% currently run Jakarta EE 8 in production (vs 24% in 2022).

That means the increase we are seeing in the migration to Jakarta EE is mostly due to the adoption of Jakarta EE 10 as compared to Jakarta EE 9/9.1 or Jakarta EE 8.



Over 60% of respondents (59% in 2022) have already migrated to Jakarta EE, or plan to do so within the next 6-24 months.



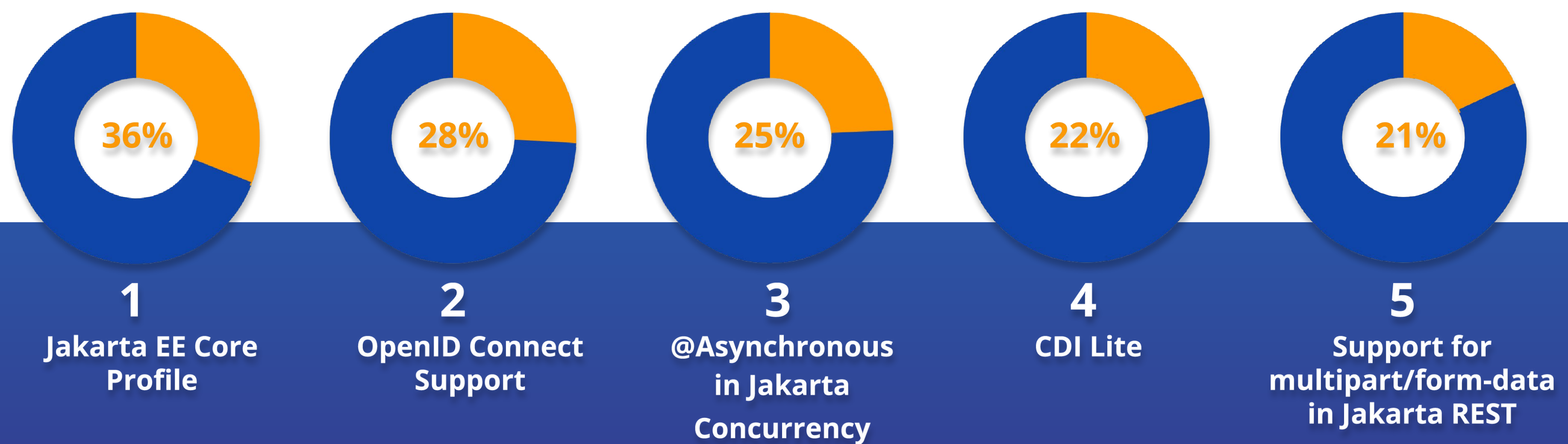
### Top Five Jakarta EE community priorities:

- 1st priority**  
Better support for Kubernetes 50% (51% in 2022)
- 2nd priority**  
Better support for microservices (48%)
- 3rd priority**  
Adapt to Java SE innovations (such as Records and Virtual Threads) (30%)
- 4th priority**  
Improve support for serverless (25%)
- 5th priority**  
Faster support from existing Java EE / Jakarta EE or cloud vendors, improve support for testing & faster pace of innovation (23%)

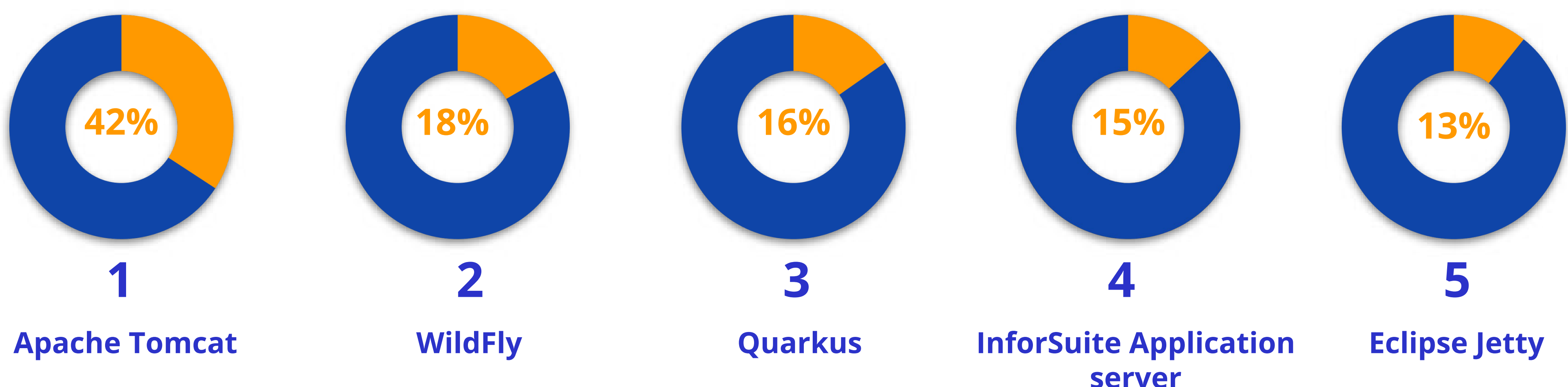
While the first 2 community priorities remain consistent from 2022 to 2023, we are seeing an increased interest in adopting innovations from Java SE into Jakarta EE. This is a good indicator that Jakarta EE 11 release plan is on the right direction by adopting new Java SE 21 features.

Use of Java 17 (the LTS release of Java SE) has increased to 36% (up from 26% in 2022). Java 11 use decreased from 57% in 2022 to 50% in 2023. This is a good indicator that enterprises closely follow the LTS releases.

### Top 5 Jakarta EE 10 features that respondents are interested in:



### The top 5 runtimes/implementations being used:



## Help Shape The Cloud Native Future Of Jakarta EE

The stakeholders of the Jakarta EE community are committed to a cloud native future for the platform.

Are you interested in becoming a member of the Jakarta EE Working Group?

Subscribe to the Jakarta EE newsletter today

[Join Now](#)

[Subscribe](#)